





SUBMARINE ELECTROPHORESIS WITH PRECAST HELLABIO GELS

<p>Take the plastic box out from envelop.</p>	<p>Hold on your left hand the box with the label upstairs. Open the box with the right hand. The gel is like sandwich between two plastic films.</p>	<p>Hold the gel with the right hand fingers and overturn the box.</p>


<p>Carefully take the gel in your right hand.</p>			<p>Remove with the left hand and discard the above plastic film.</p>

<p>Carefully bend the gel and put it on the UV transparent basis in the tank with the sample wells on the cathode (black).</p>		

<p>Fix it on the UV basis and remove the plastic film.</p>		



To avoid swimming of the gel put on it the wedge and add the definite volume of the buffer in the tank.



Cover the tank.
CAUTION: DO NOT REMOVE THE COVER OF THE TANK WITHOUT DISCONNECTING THE POWER LEADS. ELECTRICAL SHOCK MAY RESULT!

Connect the tank to the power supply, turn on the power supply and run electrophoresis.